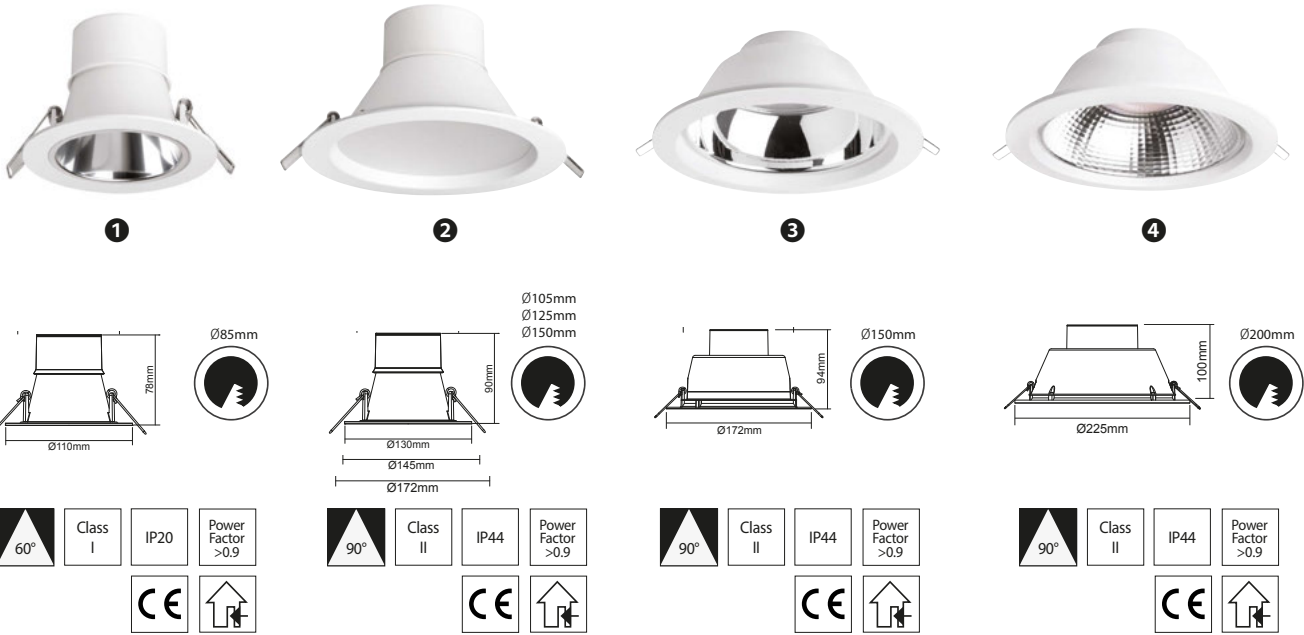
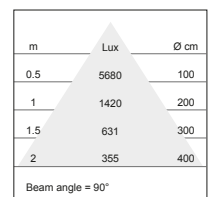
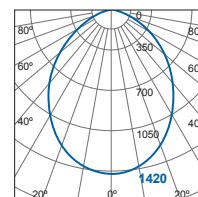
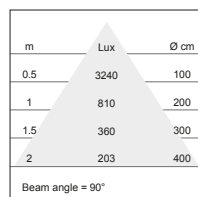
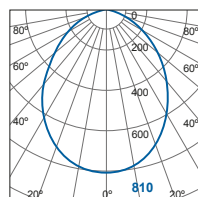
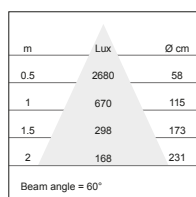
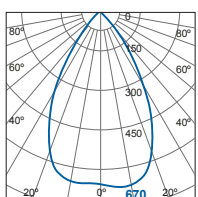


i Integrated LED (COB)

Operating temperature -30~+40°C



n°	Power volt	W	(u/h)	(° K)	Ra v	(cd)	(lm)	(°)	(%)	Colour	IP	★ ENERGY ★	DW	IN	UD	
1	MM 05477	230	13	25000	2800 > 1800	80	-	900	60	YES	WHITE	20	A+			
2	MM03940	230	7.5	25000	4000	80	-	550	90	NO	WHITE	44	A+	44	IN	
2	MM 05474	230	13	25000	2800	80	-	950	90	NO	WHITE	44	A+	44	IN	
2	MM 05475	230	13	25000	4000	80	-	950	90	NO	WHITE	44	A+	44	IN	
2	MM 03944	230	20.5	25000	4000	80	-	1560	90	NO	WHITE	44	A+	44	IN	
3	MM 07646	230	16.5	50000	2800	80	850	1560	90	5-100	WHITE	44	A++	44	IN	UD
3	MM 07647	230	16.5	50000	4000	80	850	1560	90	5-100	WHITE	44	A++	44	IN	UD
3	MM 07648	230	16.5	50000	2800	80	850	1560	90	5-100	WHITE	44	A++	44	IN	UD
3	MM 07649	230	16.5	50000	4000	80	850	1560	90	5-100	WHITE	44	A++	44	IN	UD
4	MM 07111	230	25.5	50000	2800	80	1900	2700	90	NO	WHITE	44	A++	44	IN	
4	MM 07428	230	25.5	50000	4000	80	1900	2700	90	NO	WHITE	44	A++	44	IN	
4	MM 07418	230	25.5	50000	2800	80	1900	2700	90	NO	WHITE	44	A++	44	IN	
4	MM 07419	230	25.5	50000	4000	80	1900	2700	90	NO	WHITE	44	A++	44	IN	



UD = U-DIM

DW = Dim to WARM

44 = IP44

IN = DRIVER IN