

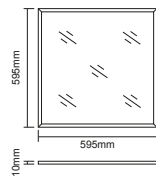


Operating temperature -30~+40°C



Aluminium frame and PMMA diffuser

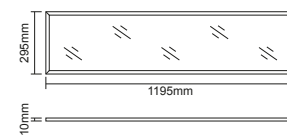
WHITE



Integrated LED (COB)

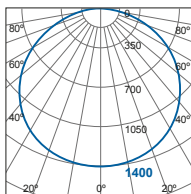
Aluminium frame and PMMA diffuser

WHITE



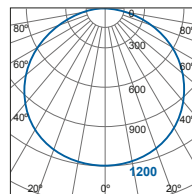
n°	Power mA	Volt out/DC	W	(u/h)	(° K)	Ra v	(cd)	(lm)	(°)	(%)	Colour	IP	★ ENERGY ★	
1 MM 07728	900	47-51	44	50000	4000	80	1200	4100	120	10-100	WHITE	20	A	🔌
1 MM 04121	1400	29-33	43	50000	4000	80	-	4100	120	10-100	WHITE	20	A	🔌
1 MM 07636	900	47-51	44	50000	3000	80	1200	3800	120	10-100	WHITE	20	A	🔌
2 MM 04128	1400	29-33	35	50000	3000	80	-	2800	120	10-100	WHITE	20	A	🔌
2 MM 08197	1400	29-33	43	50000	4000	80	-	3600	120	10-100	WHITE	20	A	🔌

n°	INFO	(cd)	(lm)	(°)	(mm)	(mm)	(mm)	IP	Colour
3 MM 05471	Suspension Set 4 cables for 600 x 600 mm panels	-	-	-	-	-	1500	-	GREY
4 MM 05472	Suspension Set 6 cables for 300 x 1200 mm panels	-	-	-	-	-	1500	-	GREY
5 MM 07610	building-up frame	-	-	-	600	600	67	-	WHITE




m	Lux	Ø cm
0.5	5600	173
1	1400	346
1.5	622	520
2	350	693

Beam angle = 120°



m	Lux	Ø cm
0.5	4800	173
1	1200	346
1.5	533	520
2	300	693

Beam angle = 120°



Driver not incl.

**Drivers blz 64-65**

